



Kanopy

Stream movies and documentaries
on your smartphone or tablet

How to download the Kanopy app:

Download the Kanopy app for your device from the following locations:

- To download the app for iPhone and iPad, go to the App Store
- To download the app for Android phones and tablets, go to Google Play
- To download the app for Kindle Fire tablets, go to the Kindle App Store

How to login to the Kanopy app:

- Tap on Watch Now
- Search for the library
- Enter your library card number (must be a West Bloomfield library card in good standing), your name, email address, create a password, and tap on Sign Up
- Verify your email address by going to your email inbox and clicking on the Verify My Email link in the email from Kanopy

How to watch a movie in the Kanopy app:

- Browse for a movie on the home screen
 - Tap the main Menu button (three horizontal lines) in the top left corner to browse by genre
 - Search using the magnifying glass in the top right corner
- Once you locate a movie to watch, tap on the image of the movie, then tap the Play icon in the middle of the image
- One play credit will be used when you start watching a movie. Each movie can be watched unlimited times for 3 days (72 hours); after the 3 day window has expired, another play credit will be used if you press play on the movie again

How to access the movies you've started watching:

- Access your movies by tapping on the main Menu button in the top left corner, then tap on Continue Watching



Kanopy

Streaming movies and documentaries on your smartphone or tablet


1

Install the app



2

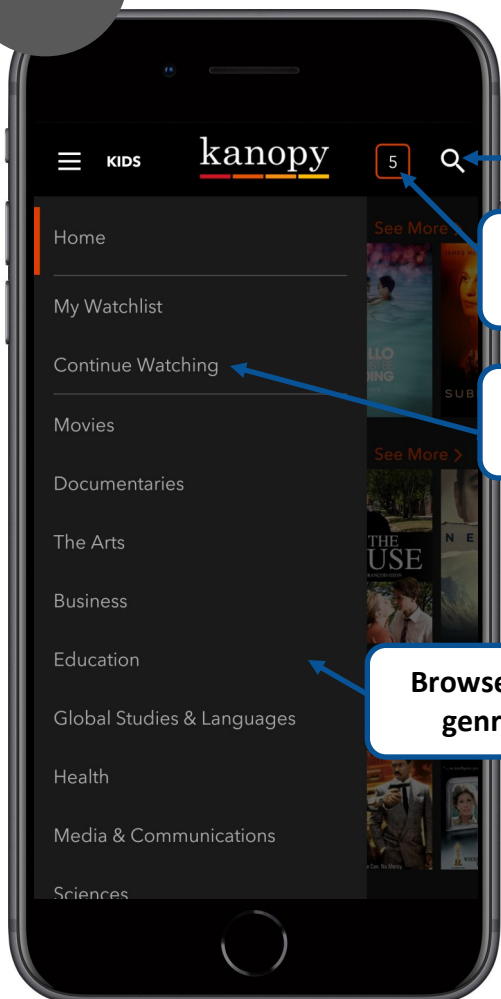
Create Kanopy account



- Tap Watch Now
- Search for the Library
- Enter your info and create a password, then verify your email

3

Browse and search



Search

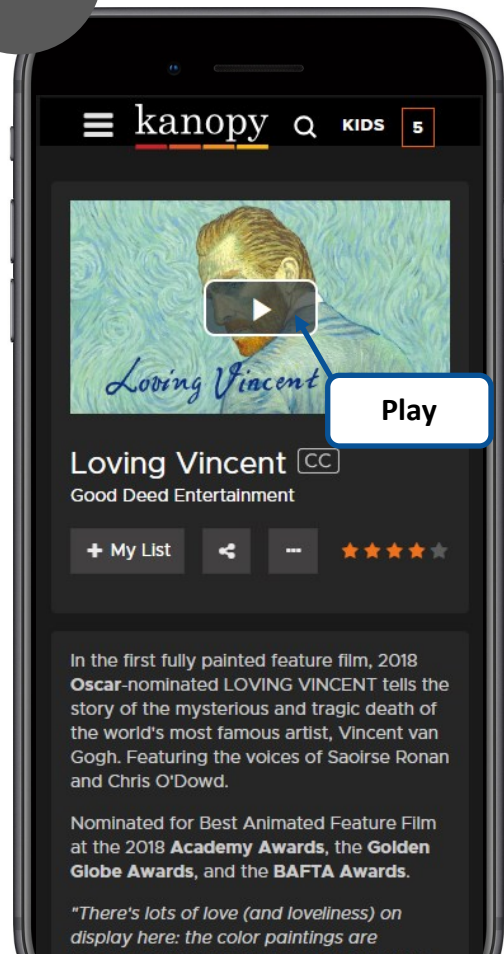
Play credits remaining

Access your movies

Browse by genre

4

Tap a cover for info, then tap **Play**



Play